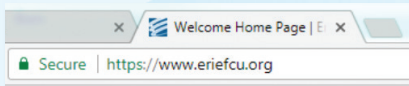


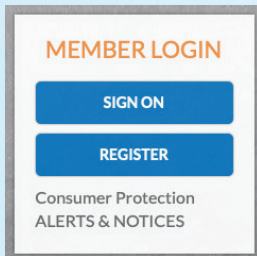
# Online Account Access



**1** Visit [www.riefcu.org](https://www.riefcu.org) in your browser. The Erie FCU online banking app can also be downloaded to your smartphone by visiting your APP store and searching ERIE FEDERAL CREDIT UNION.

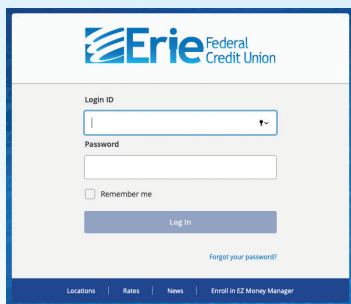


**2** Select the 'Sign On' button from the home page.



**3** If you're an existing online banking user, simply type in your existing username and password and select the 'Log In' button.

If you're a new user, select the 'Enroll in EZ Money Manager' link near the bottom of the page and follow the enrollment steps.



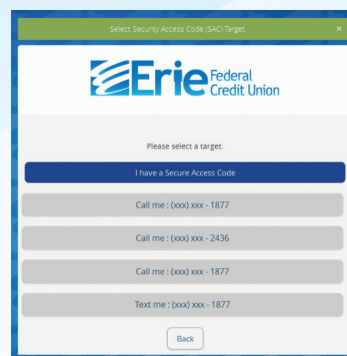
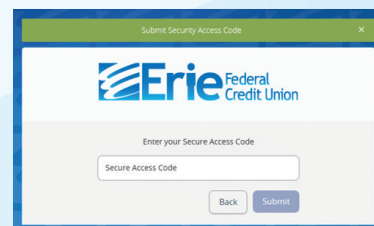
**4** If we have your current contact information such as your mobile or home phone number on file on with us, you will be prompted to select a 'Secure Access Code' sent through one of those methods.

**Note:** Secure Access Codes will be sent by voice or text message only.

**5** After selecting the method would you like your 'Secure Access Code' sent to, you will be directed to a screen where the code will need to be entered. When you receive your code, record your code and enter in the text box and select the 'Submit' button.

**Note:** Secure Access Codes are sent quickly, so if you haven't received the code quickly, you may need to request a new Secure Access Code.

(Continued on reverse side)

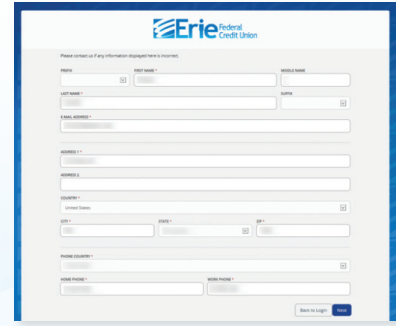


# Online Account Access (continued)

6

The next screen is used to confirm that we have the most current contact information on file for you. Please confirm this screen is correct and select the **'Next'** button.


If your information is not correct, you will need to contact the credit union directly at (814) 825-2436, Option 0.



7

Once you successfully enter your Secure Access Code, you will be prompted to enter and confirm a new password. Select the **'Submit'** button to proceed. Make sure you record your new password as you will need it to login to future online banking sessions.

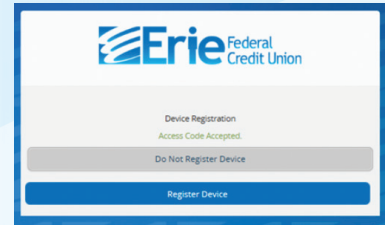
**Note:** Password requirements are listed below the password fields. You cannot use your existing password.



8


As an added layer of protection, the next will ask you to register the device you are logged into. Select **'Register Device'** to continue.

**Note:** If you are logging in using several devices, you will be prompted with this question.



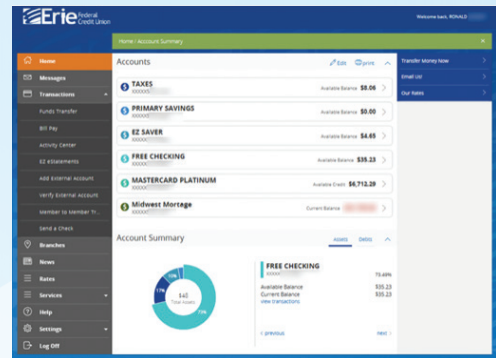
9

You will be asked to confirm and accept the online usage and online policy agreements.



10

After successfully logging in, you will have access to the new online banking.



If you have questions, please contact our Support Center at [memberservices@eriefcu.org](mailto:memberservices@eriefcu.org) or (814) 825-2436, Option 0.